

Announcing Internet Customer Login Module!

ActivityReg.com has grown with Online Facility Reservations and has handled tens of thousands of transactions this year alone. In addition to all of the great functionality of the online portion of SportsMan SQL, we are announcing the ability for your patrons to log in to your site at ActivityReg.com to view and modify their account information and use credits for payment.

With the module enabled, your patrons will see the new *Login* link at the top right corner of the page when visiting your ActivityReg.com site. In order to simplify the creation and management of the accounts, the login will be the email specified on the individual's account in SportsMan SQL. If multiple accounts have the same email address, the account will only be created for the first account that it finds. Using the merge tools in SportsMan SQL, (see *Duplicate Checking* in this newsletter) will help reduce the number of accounts with the same email address.

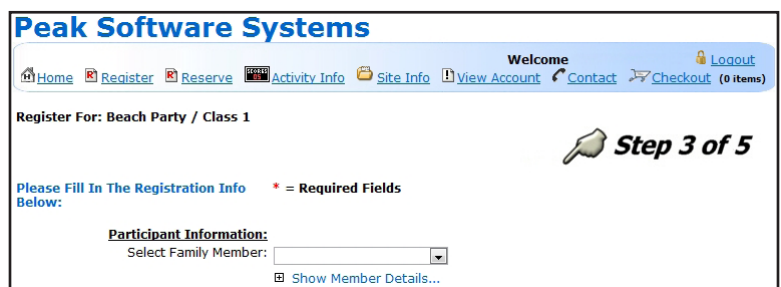
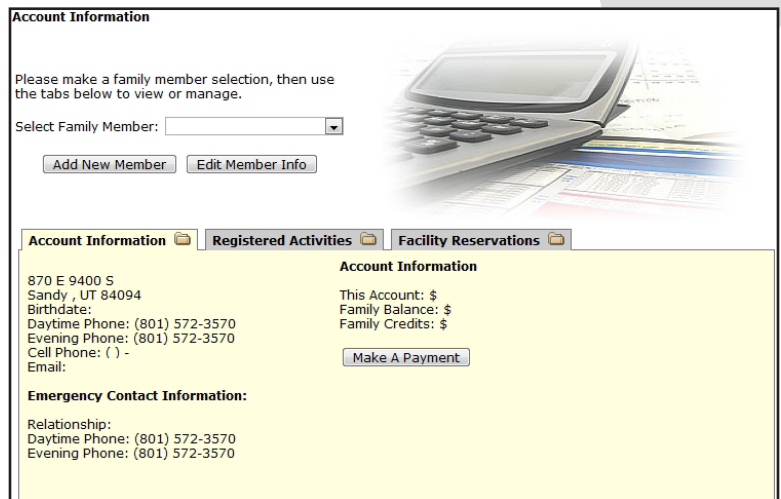
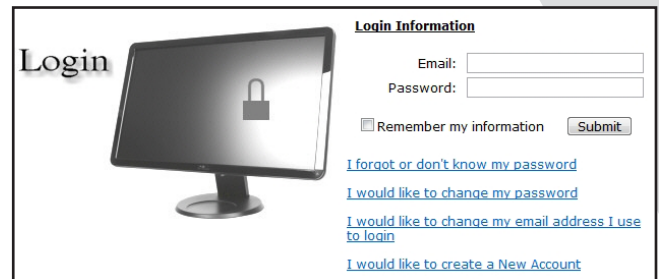
At the login screen, the patron will have the option to reset their password, change their password, change their email or create a new account. If they don't know, or forgot their password, resetting it will generate a random password and email it to them. They will then be prompted to change it the next time they log in.

For many of your existing customers, an account has already been created in SportsMan SQL with a random password. If they choose to create a new account, then they will be notified that an account for their email address already exists and they can reset and retrieve a new password.

Customers may also choose to create a new account, which will require them to supply their contact information and a new password for the account. The form is nearly identical to the form that customers would fill out when registering for an activity.

Once logged in, two new options appear in the top menu: *View Account* and *Logout*. The customer can now view their account information which will show them their contact information, their balance and their credits. They will be able to add new members to their family group, edit their contact information, see the activities they are registered for, the facilities they have reserved, make a payment towards an outstanding balance, or use credits on their account to pay.

In addition to account information, the registration process is greatly simplified. When a customer is logged in and chooses to register for an activity, they are simply required to choose the family member that they would like to register for the selected activity. This not only simplifies the registration process, but can also minimize the risk of duplicates being created from the internet registration process.



Administrating customer login accounts from SportsMan SQL is quick and easy. Simply look up the member account, and you will notice a new button near the bottom right of their account screen for adding and editing web logins. Add new logins, change the email for existing accounts, and reset passwords and SportsMan SQL will give you the option to automatically email the password to the customer.

Contact the sales team at Peak Software today for pricing on this great new module!

Duplicate Checking

With the new addition of our Internet Customer Login module, it can be helpful to understand how SportsMan SQL checks to see if an online registrant already exists in your database.

If a customer chooses to register for an activity before creating a login for your ActivityReg.com site, SportsMan SQL will check to see if they already exist in your database so that a duplicate entry for the customer isn't created. If the individual signing up is already in the database, then it is likely that their first and last name, birth date, and at least one of their phone numbers will all match, indicating that they are the same person and the registration should be tied to that account.

There may already be a lot of duplicates in your SportsMan SQL database. They might have been created due to changes in duplicate checking logic, the individual's phone number(s) may have changed, or perhaps a name was misspelled during registration. SportsMan SQL has two built in tools for combining the duplicates and eliminating the issues associated with duplicate individuals. Combining duplicate records merges the financial, activity and reservation history of one record with another record and then deletes it.

The main source of duplicates is from internet registrations. It is recommended to regularly use the Review and Combine Internet Members tool to eliminate those duplicates. Go to *File > Utilities > Review & Combine Internet Members*. Individuals who registered on the internet will be listed in the top left corner, while possible matches in the database will be listed in the bottom section. You will be able to review the contact information of each and choose to combine the internet registrant with the selected member or to take them off of the list.

Simply combining any two members in SportsMan SQL can be done by going to *File > Utilities > Combine Duplicate Members*. The records of the member selected on the right side of the screen are combined with the member on the left and then deleted.

Always be sure that the records you are merging are correct, since changes made by the merge member utilities are permanent.

Minimum Payment and Partial Payments Online

A powerful feature new to SportsMan SQL and ActivityReg.com is the ability to require a minimum partial payment. It has been possible in SportsMan SQL to take a partial payment, but impossible to require a minimum amount for the partial payment. When setting up an activity or reservation in SportsMan SQL, you will be able to specify the minimum charge and when going to the Internet tab, will also be able to allow partial payments online as well as a minimum charge amount.

If you already have our internet registration module, you will be able to go to *File > Administration > Site Configuration*, choose your site and click Edit and go to the Internet tab. Place a check next to *Allow Partial Payments for Activity Registrations* and/or *Allow Partial Payments for Facility Reservations*. Once enabled, the Allow Partial Payments and Minimum Payment options will be enabled under the activity or facility's Internet tab.

Order Equipment and Supplies

Easily place an order for your equipment or supplies by visiting www.sportsman-sql.com/optional.asp. We will process your order and notify you as soon as it has shipped. Thank You.



Phone: (801) 572-3570
Email: sales@peakinfo.com
Web: www.peakinfo.com